



Engineering for Sustainable Communities

الهندسة للمجتمعات المستدامة

engineeriam.org



MARSAL FAMILY
SCHOOL OF EDUCATION
UNIVERSITY OF MICHIGAN

FEB 12
**Building
Community**



FEB 13
**Building
Community**

FEB 14
**Building
Community**

FEB 15
**Building
Community**

FEB 16
**Building
Community**

FEB 19
No School

FEB 20
**Electric Art
challenge**

FEB 21
**Renewable
Energy**

FEB 22
**Renewable
Energy**

FEB 23
**Community
problems/
needs**

FEB 26
**Community
Survey**

FEB 27
No School

FEB 28
**Project
Designing**

FEB 29
**Project
Designing**

MAR 1
**Project
Designing**

MAR 4
**Project
Designing**

MAR 5
**Project
Designing**

MAR 6
**Project
Designing**

MAR 7
Assessment

MAR 8
Showcase

Mar 11-15 Interview

Bellwork

What does the word community mean to you?

FEB 12

Who are the members of our classroom
community?


من هم أعضاء مجتمع صفنا؟

AGENDA جدول أعمال

- **Name Tag Activity** - **فعالية بطاقة الاسم**
 - Create your own light up badge.
- **Mapping Myself Activity** - **فعالية رسم الخريطة لنفسي**
 - Express who you are, what you like, your connection to STEM
- **Group Mapping** - **رسم الخريطة المجموعة**
 - Identify commonalities among group members

i-Engineering Name Tag Activity

فعالية هندسة بطاقة الاسم



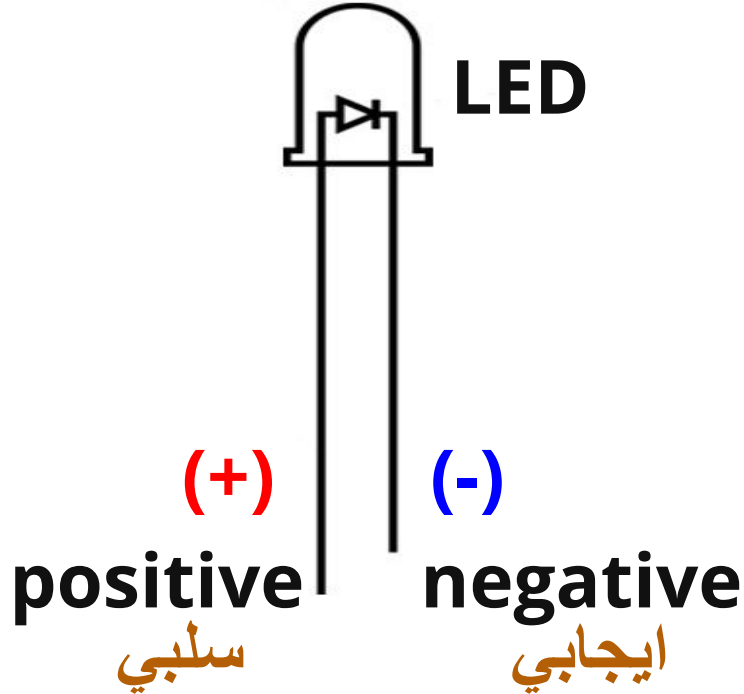
Materials List:

- Name badge
- LED
- Coin-cell Battery
- Round Sticker
- Safety Pin
- Expo Marker



i-Engineering Name Tag Activity

فعالية هندسة بطاقة الاسم

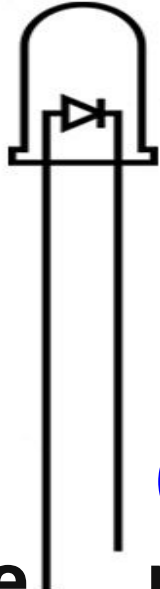


What do you know
about LED lights?

ماذا تعرف عن مصابيح
LED؟

i-Engineering Name Tag Activity

فعالية هندسة بطاقة الاسم



LED

WHY LED?

LED lights are less power-intensive than traditional lighting, leading to substantial energy savings.

Energy Efficiency

كفاءة الطاقة

Safety


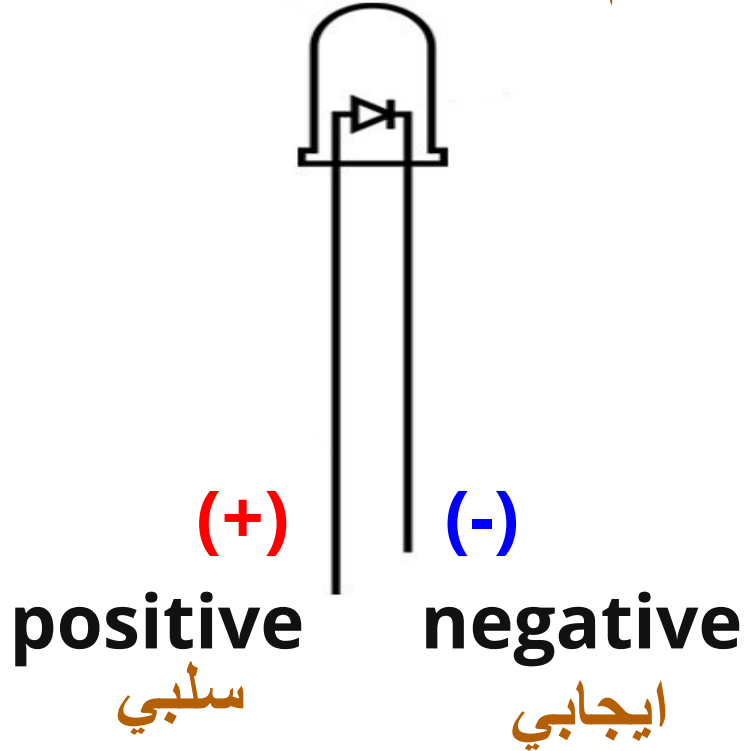
أمان

Convenience

مريح

i-Engineering Name Tag Activity

فعالية هندسة بطاقة الاسم



How should the LED light be connected to the battery to ensure it turns on?

i-Engineering Name Tag - Quick Guide

[Edge Lit LED Name Badge - YouTube](#)

1) Plan your design, etch, wipe clean



2) Peel paper backing off



3) Connect LED & Battery



4) Place LED/ battery in name tag



5) Use stickers to secure front & back



6) Attach with safety pin



FEB 12
**Building
Community**

FEB 13
**Building
Community**

FEB 14
**Building
Community**



FEB 15
**Building
Community**

FEB 16
**Building
Community**

FEB 19
No School

FEB 20
**Electric Art
challenge**

FEB 21
**Renewable
Energy**

FEB 22
**Renewable
Energy**

FEB 23
**Community
problems/
needs**

FEB 26
**Community
Survey**

FEB 27
No School

FEB 28
**Project
Designing**

FEB 29
**Project
Designing**

MAR 1
**Project
Designing**

MAR 4
**Project
Designing**

MAR 5
**Project
Designing**

MAR 6
**Project
Designing**

MAR 7
Assessment

MAR 8
Showcase

Mar 11-15 Interview




Mapping myself activity فعالية رسم الخريطة لنفسي

Let's express who you are!

دعونا نعبر عن أنفسنا

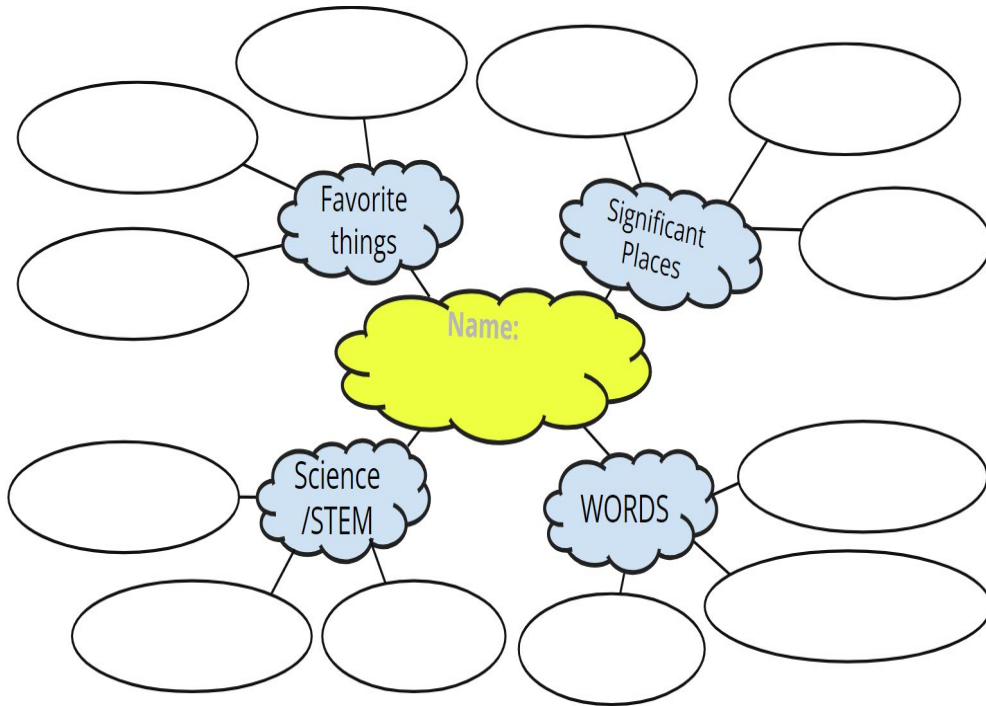


Examples of students' Maps

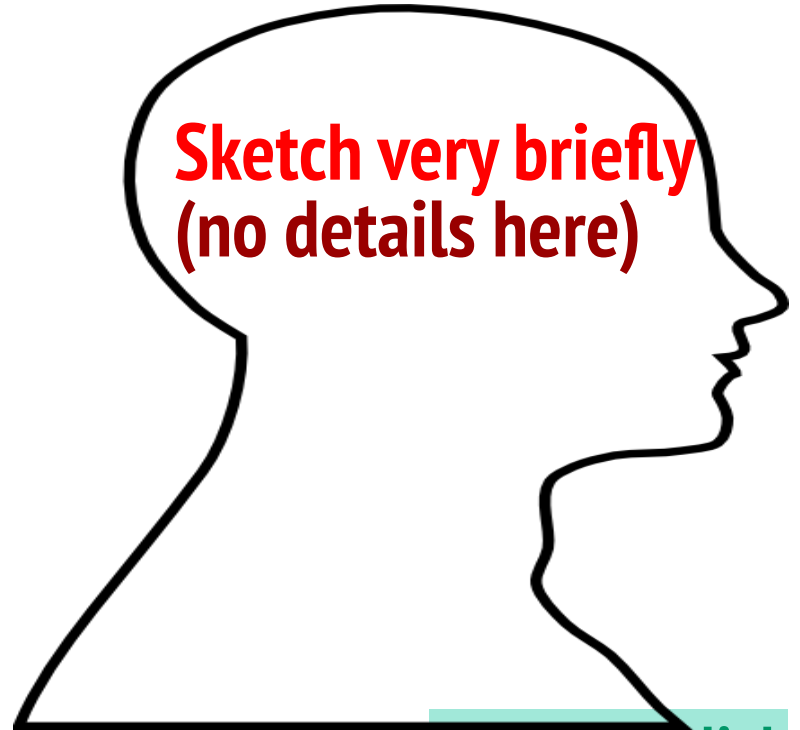


Mapping myself guide - دليل رسم الخريطة لنفسي

1) Brainstorm and sketch



**Sketch very briefly
(no details here)**



[Worksheet link](#)

PROMPTS - who you are?

تلميحات - من أنت؟

Favorite things/people I like

الأشياء المفضلة التي أحبها

- Favorite activities
- Favorite music
- Favorite snacks/food
- Favorite people

Significant Places

أماكن مهمة

- Where you were born: (ex)hospital/city
- Nature/Animals in your significant places
- Weather characteristics
- Religion practices
- Places you want to visit

Science/STEM Connections

علاقات مع العلوم

- The words/images related to Science/STEM
- What interests you in Science/STEM
- Place(s) where I have experienced science/STEM


Words

كلمات

- Identity
- Emotions
- Your name
- "Quotes" you like
- Power words!

Mapping myself guide - دليل رسم الخريطة لنفسي

2) Draw your profile image.



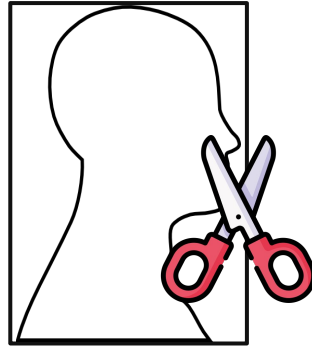
When you are called out, come to the drawing station.

The mentor will draw your **profile image** *using the projector and the light.*


Mapping myself guide - دليل رسم الخريطة لنفسي

3) Design your maps using *words, sentences, symbols, objects, pictures etc.*

4) Cut out the face shape



5) Attach it to the wood sheet.
And decorate it more!



FEB 12
**Building
Community**

FEB 13
**Building
Community**

FEB 14
**Building
Community**

FEB 15
**Building
Community**



FEB 16
**Building
Community**

FEB 19
No School

FEB 20
**Electric Art
challenge**

FEB 21
**Renewable
Energy**

FEB 22
**Renewable
Energy**

FEB 23
**Community
problems/
needs**

FEB 26
**Community
Survey**

FEB 27
No School

FEB 28
**Project
Designing**

FEB 29
**Project
Designing**

MAR 1
**Project
Designing**

MAR 4
**Project
Designing**

MAR 5
**Project
Designing**


MAR 6
**Project
Designing**

MAR 7
Assessment

MAR 8
Showcase

Mar 11-15 Interview

Mapping myself guide - دليل رسم الخريطة لنفسي



Write **your name** on the top of the woodsheet.

Mapping myself activity **فعالية رسم الخريطة لنفسي**

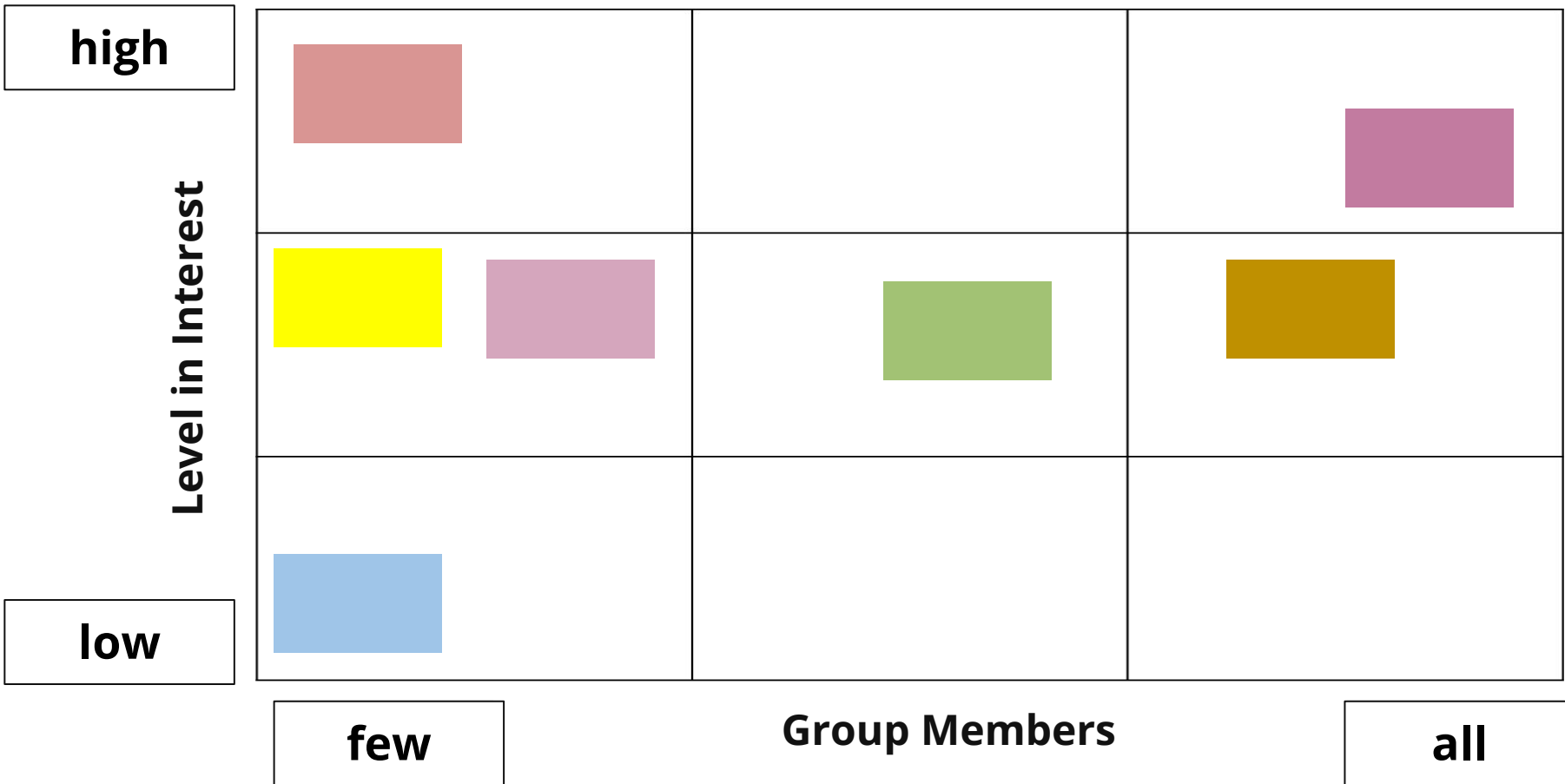
Group Mapping Activity

رسم الخريطة المجموعة



Group Mapping

رسم الخريطة المجموعة



Group Mapping رسم الخريطة المجموعة

1. Write your name on one sticky note & attach it on the left

Wisam	high			
Jinshil	Level in Interest			
Orwa				
Hanan				
	low	few	Group Members	all

Group Mapping رسم الخريطة المجموعة

2. Write the 4-5 keywords on your sticky notes.

Wisam	high			
Jinshil	Level in Interest			
Orwa				
Hanan				
	low			
		few	Group Members	all

Dreams

Dogs

Recycle

Sing

(ex) **Dream(s)** from the quote “Dreams come true.

Mapping myself activity **فعالية رسم الخريطة لنفسي**

Community Mapping Activity




FEB 12

Let's share them out to the whole class.

In our group,

The **most** common things are ().



The **least** common things are ().

Exit Pass - Sheet



Exit Pass - ممر الخروج!

Name: _____

Date: _____

(1) Circle/ draw how are you feeling right now?



(2) Complete at least (3) of these sentences:

Something I enjoyed today is: شيء استمتعت به اليوم هو _____

Something I learned is: شيء تعلمته هو _____

Something I want to learn more about is: الشيء الذي أريد معرفة المزيد عنه هو _____

Something I want to ask about is: شيء أريد أن أسأل عنه هو _____

Something I would change is: الشيء الذي أود تغييره هو _____

Something that made me feel like an expert (I do it well) is: الشيء الذي جعلني أشعر وكأني خبير (أعمله بشكل جيد) هو _____

Someone who cared about my ideas and work (who and how): شخص اهتم بأفكاري وعملي (من وكيف) _____

Someone who I cared about (who and how): شخص اهتمت به (من وكيف) _____

Something I will share with family/friends is: الشيء الذي سأشارك مع العائلة/الأصدقاء هو _____